



# Manitoba Orchid Society

For the Love of Orchids Newsletter

**Next Meeting: 19 January 2014**  
**Canadian Mennonite University, 600 Shaftesbury Blvd.**  
**(SW corner of Shaftesbury Blvd. and Grant Avenue)**  
**General Meeting: Conference Room,**  
**Novice Meeting: Room C09**

---

## **Novice Programme**

Ben Rostron will speak on a yet to be announced topic.

**Starts at 1:00PM**

## **Regular Programme**

Phalaenopsis species by Ben Rostron.

**Starts at 2:00PM**

---

**Plant sales by members are encouraged.**

## **Bring Plants for Show & Tell**

Goodies will be provided by Harvey Keselman, Lilianne Foster, Dorothy Duerksen and Fraser Cameron

---

Website: <http://www.manitobaorchidsociety.ca>

Executive email: [president@manitobaorchidsociety.ca](mailto:president@manitobaorchidsociety.ca)

Newsletter email: [newsletter@manitobaorchidsociety.ca](mailto:newsletter@manitobaorchidsociety.ca)

**Submission deadline 23 January 2014 for February 2014 Issue**



January 19: Ben Rostron will speak on Phalaenopsis species.

February 16: Repotting workshop. We still are in need of one or two more volunteers to demonstrate techniques; plus donations of potting materials; and obviously plants in need of repotting!

**Ever Spring Orchids  
Open House  
February 8-9  
2868 Pipeline Road**

Ever Spring’s greenhouses filled with blooming orchids are always a great escape from the winter blahs. If there is sufficient interest, there will be a workshop or two scheduled on Sunday afternoon.

More details at: <http://www.everspringorchids.ca/> or call **204-338-2340**

**Hearts & Flowers**

If you hear of any good/bad news regarding members or their families, please call Leah Paluch and let her know.



To Dave Moran and Garnet Ward for bringing flowering plants to the December Show & Tell.

To Peggy Tychiewicz for her donation of books for the December raffle.



The Executive encourages all members to provide feedback, comments, suggestions by filling out a comment sheet available from the Secretary at all General Meetings.

All signed comment sheets should be returned to any member of the Executive. They will be reviewed at the next Executive Meeting and you will be informed of follow-up action taken.

**2013/2014 Executive**

President Fraser Cameron  
Past President Dave Moran  
1st V.P. Kevin Duerksen  
2nd V.P./Show Chair Wendy Chaytor  
Treasurer Garnet Ward  
Secretary Leah Paluch

Membership Gary Jaworski  
Social Eva Slavicek  
Public Relations Beverly Pukalo  
Special Orders Debbie Robb  
AOS/COC Rep Kyle Lucyk  
Library Ewa Kurnicka  
Newsletter Robert Parsons  
Webmaster Gary Jaworski  
Draws and Raffles Heather Johnson

## **Manitoba Orchid Society Show and Sale March 21-23, 2014 A Rainbow of Colors**

### **Confirmed Show Vendors**

**Orchids in Our Tropics** - Doug and Terry Kennedy, Gormley ON

Phone/Fax: (905) 727-3319

Web site: <http://www.orchidsinourtropics.com/>

**Mike Gabrielson** - Sherwood Park, A.B.

Phone: (780) 410-1571

Email: [mikegab@telus.net](mailto:mikegab@telus.net)

**Ever Spring Orchids** - [Winnipeg, MB](#)

Phone: (204) 338-2340

Web site: <http://www.everspringorchids.ca/>

**Forestview Gardens** – Terry Groszeibl, Agassiz, BC

Phone: (604) 796-0260

<http://www.fvgardens.com/>

Email: [info@fvgardens.com](mailto:info@fvgardens.com)

**Monica De Wit** – Edmonton, Alberta

Email: [monicadwt@gmail.com](mailto:monicadwt@gmail.com)

**Windsor Greenhouses** - Jean Allen-Ikeson

<http://www.windsorgreenhouse.com>

Email: [windsorgreenhouse@gmail.com](mailto:windsorgreenhouse@gmail.com)

## **Information Corner:**

(From CVIOS October 2005 Newsletter)

### **Amateur Cattleya Growers and Sprawling Pseudo-Bulbs!**

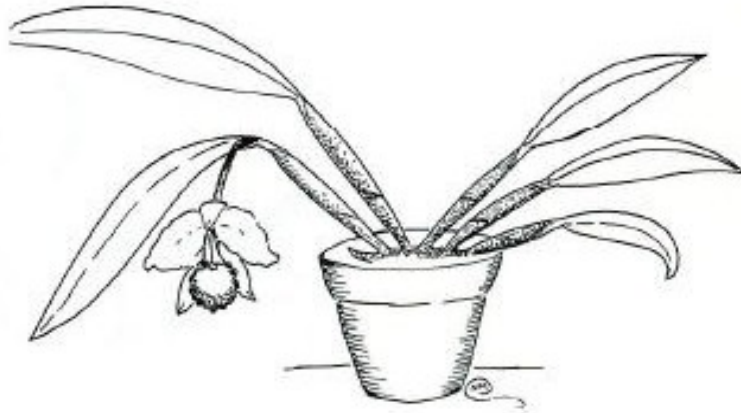
Ned Mattinen

One of the most noted errors in the growing of Cattleya orchids with beginners is in letting their plants grow without staking the new growth upright. What a miserable sight! (Especially when a prospective buyer would like to purchase a division from such a plant having prize winning blooms!)

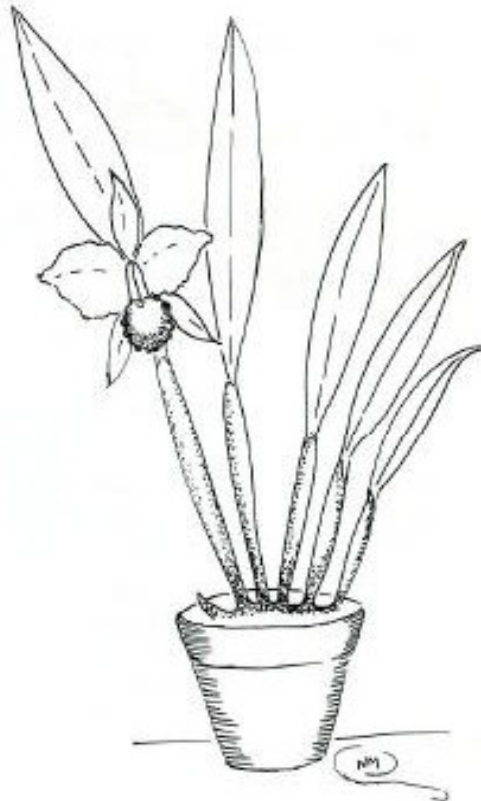
In the not too far past, I purchased on two separate occasions plants from two persons. Both plants had very beautiful blooms . . . but those pseudobulbs were almost horizontal with the potting media! The growers of these plants probably thought that the pseudobulbs would straighten out themselves one of these days. (No sir, dear grower, not a chance! Once these new growths lay horizontal after reaching over 3 inches in length . . . Only "TNT" will be able to raise them up!)

I do not consider myself an expert at staking pseudobulbs upright by any means, nor do I know the secrets of the orchid nurseries in staking up theirs . . . but I certainly will not let my plants go unstaked and have blooms rubbing lips with the growing table! (Or windowsill.)

A number of varieties in the Cattleya line have difficult pseudobulbs to train upright and many of these (especially young plants) which are "willowy" have a tendency to bend in the center of the pseudobulbs . . . making it almost impossible to get them upright. Some of these plants may acquire an almost sudden bending in the center of the pseudo-bulb! (As if overnight.) Cattleya orchids in their natural state (species) in the jungles will be found overhead growing on trees with the pseudobulbs sprawled in all directions with the majority of the blooms facing sunward . . . put these plants into a pot in this condition on your table or windowsill and you will find yourself with a crimped neck from trying to look into the blooms! Yes, nature specially fixed these orchids in the jungle trees to grow this way.



Untrained plant



Same plant, trained upright

If a person could obtain every Cattleya orchid plant with self-supporting pseudobulbs, it would be a grand delight! To this date I haven't found much more than a handful of Cattleyas with self-supporting pseudobulbs. Two plants in my collection rate very high in this respect . . . they are *Blc. Encanto* and *Blc. Rising Sun*, which have never required much staking or tying, as they grow straight upward. (Bless them!) Some dwarfish *Sophrolaeliocattleya* could also follow this same pattern and even if not . . . they would be easier to train than the large growing Cattleyas. So . . . if you are a person who abhors staking or tying up plants it is best to seek orchid plants requiring the least support.

To those amateur growers of Cattleya orchids who do not mind staking and tying up their plants, I have included along with this article a few diagrams on the staking and tying of Cattleya orchid plants. There may be other better ways of doing the job, but I have managed to get by fairly well on this method (until better ideas come along). One thing I could never be wrong on . . . that is, use plastic coated tie-ems or twist-ems as they outlast paper coated types.

Orchid Digest, September 1970

\*\*\*\*\*

FIG. 1  
New growth  
growing horizontally.

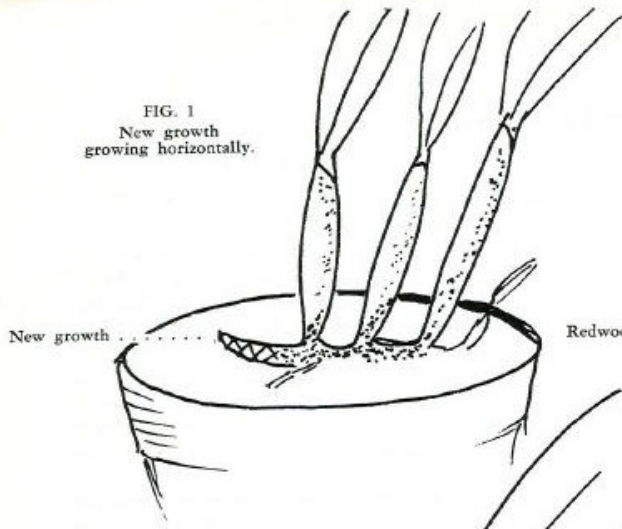


FIG. 2  
Chip of Redwood bark  
inserted under new  
growth to help  
steer it upright  
(stone can be  
used also).

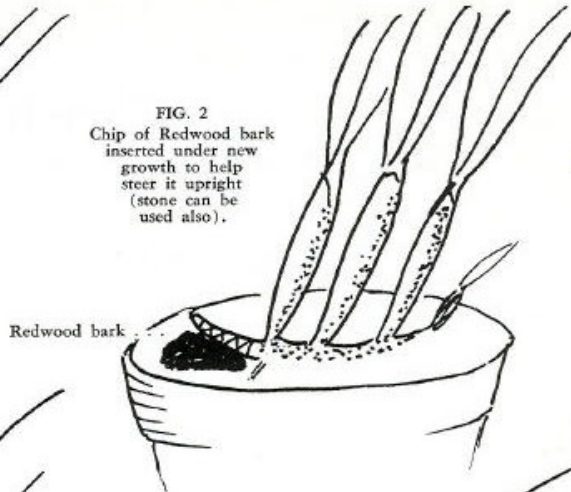
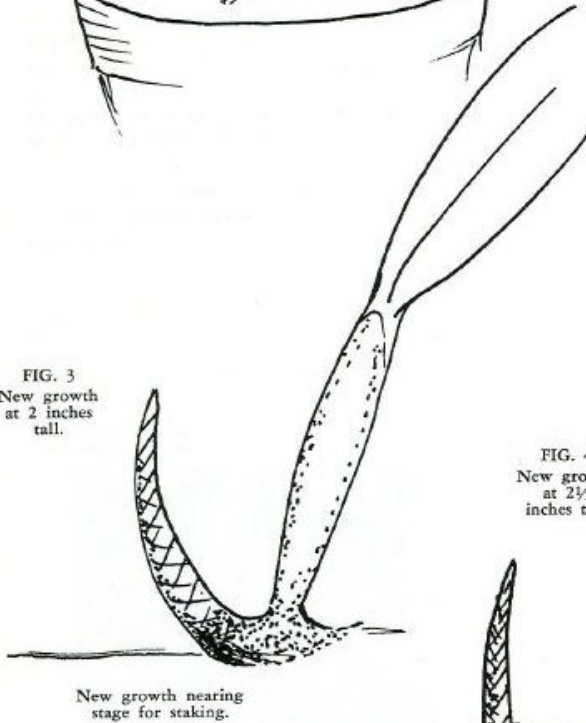
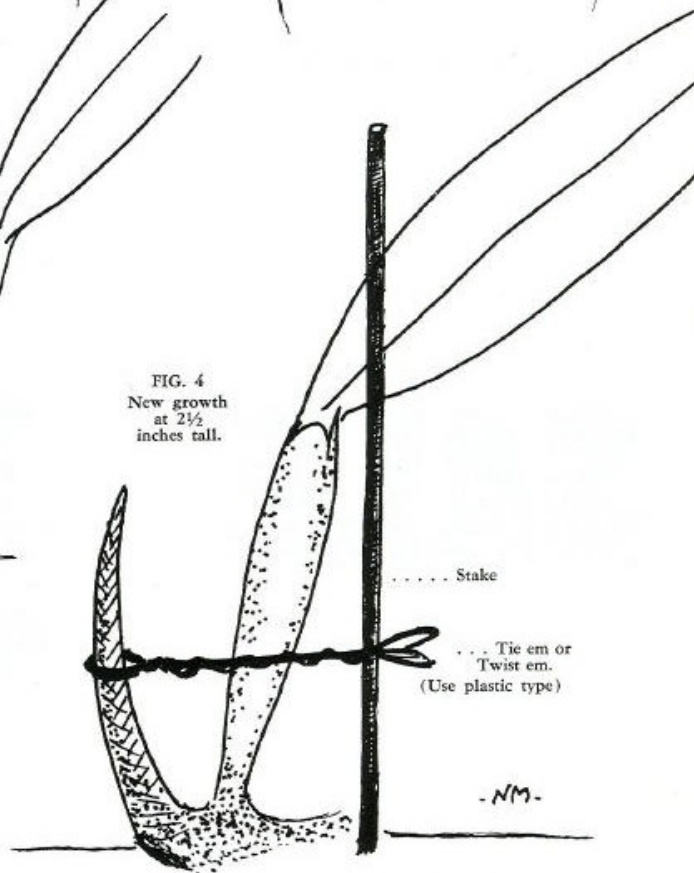


FIG. 3  
New growth  
at 2 inches  
tall.



New growth nearing  
stage for staking.

FIG. 4  
New growth  
at 2½  
inches tall.



..... Stake

..... Tie em or  
Twist em.  
(Use plastic type)

-NM-

Staking of new growth at 2½ to 3 inches in height. Use halfway mark on new growth for tying. As new growth gets taller slide the tie em higher. Tie ems can be removed when new growth has fully matured and can support itself. If growth cannot support itself without tie ems . . . keep them on permanently.

## **Minutes - Manitoba Orchid Society General Meeting December 8, 2013**

*Recorder: Leah Paluch*

### **1. Call to order:**

The president, Fraser Cameron, called the meeting to order at 3:00 P.M.

### **2. Minutes of the last meeting:**

Motion by Beverly Pukalo to accept the minutes of the last meeting, seconded by Harvey Keselman. Carried.

### **3. Old Business**

Fraser advised that an election had to be completed for the Draws and raffle chairperson. Heather Johnson was nominated and elected.

### **4. Financial report:**

The treasurer, Garnet Ward reported on the financial statement. Garnet moved to accept and it was seconded by Dave Moran. Carried.

### **5. Programs:**

Kevin Duerksen advised that there will be a speaker for the January Meeting and he is still looking for volunteers on repotting techniques. Fraser and Lorne Heshka volunteered.

### **6. Show Chairperson Report:**

Wendy Chaytor was absent, Fraser advised that there was a committee meeting on Thursday and 3 judges were booked.

### **7. AOS/COC Representative:**

Kyle Lucyk advised that there were not enough people interested to put in an AOS calendar order.

### **8. Hospitality:**

Harvey Keselman, Lilianne Foster, Dorothy Duerksen and Fraser will be bringing the goodies for the January meeting.

### **9. Library:**

Ewa Kurnicka was absent.

### **10. Public Relations:**

Beverly mentioned that she was talking to Coffee News about advertising. Fraser wondered if we could get free printing if an acknowledgement was made for the printer.

### **11. Membership:**

Gary Jaworski advised that 80 members had signed up.

### **12. Newsletter:**

Rob Parsons had nothing to report.

### **13. Website:**

No report.

### **14. Special Orders:**

Debbie Robb was absent.

### **15. New Business**

Fraser advised that a donation of books was made by Peggy Tychniewicz.

### **16. Past President's Report:**

Dave Moran had nothing to report.

### **17. Show & Tell**

Kevin described the plants.

### **18. Adjournment:**

Motion to adjourn was made by Beverly.

Note: Minutes of the Executive Meetings are available to be picked up at General Meetings on request from the Secretary.